



SHAMBHU DAYAL GLOBAL SCHOOL
WINTER VACATION HOLIDAY HOMEWORK
CLASS 1

INTEGRATED SUBJECT THEME- SOUND

Read the given sounds and categories them accordingly-

Sorting sounds - VOLUME

soft sounds	loud sounds
	



megaphone



paper airplane



triangle



whistle



whisper



mouse



alarm clock

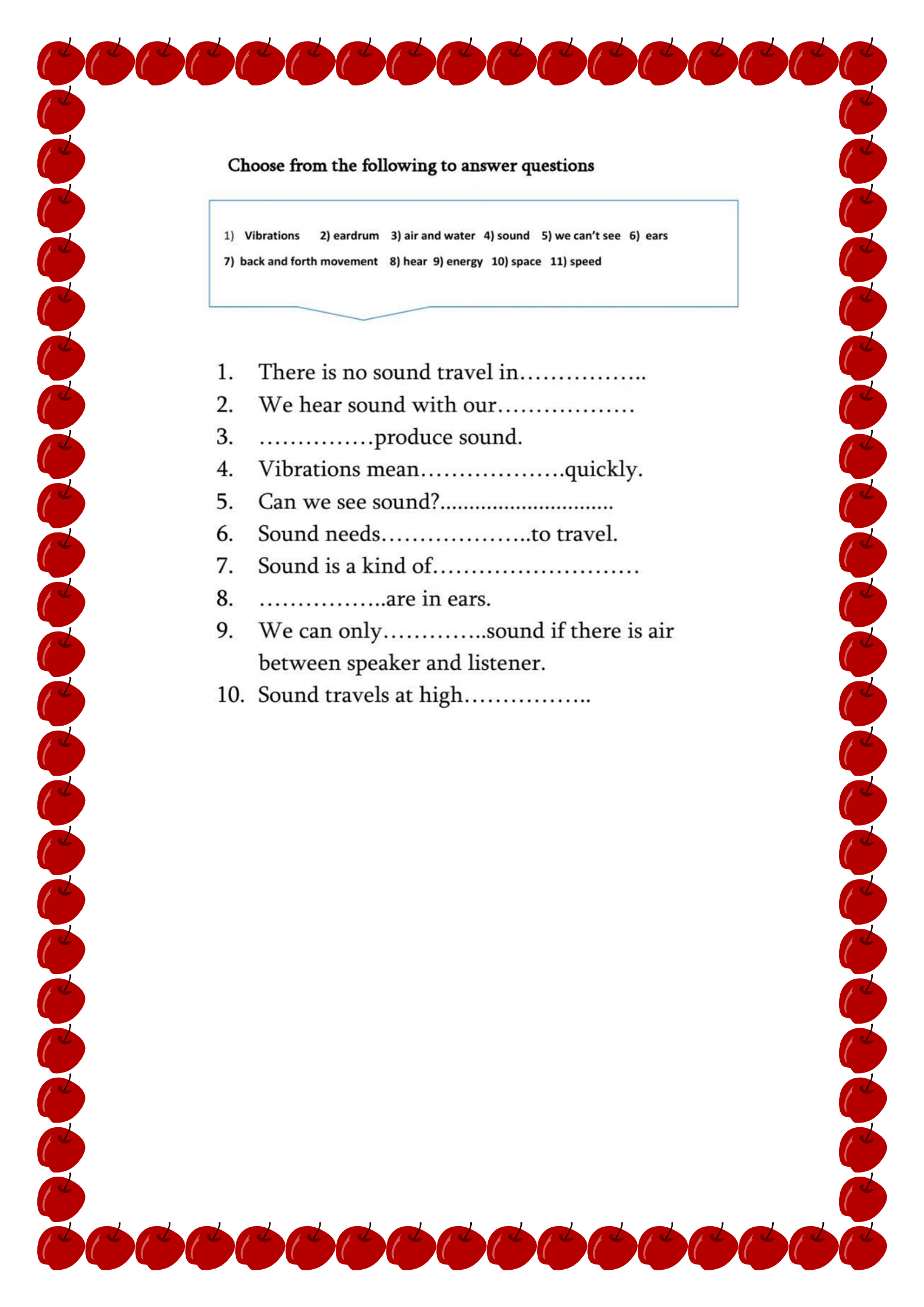


lion's roar



Read & Think about the given sounds and categories them accordingly-

SOUND	Soft or Loud	Pleasant or Unpleasant	High or Low
1. Cat Meow			
2. Police Car			
3. Knocking			
4. Violin			
5. Cow Moo			
6. Fire truck			
7. Piano			
8. Fireworks			
9. Gun shot			
10. Drum			



Choose from the following to answer questions

1) Vibrations 2) eardrum 3) air and water 4) sound 5) we can't see 6) ears
7) back and forth movement 8) hear 9) energy 10) space 11) speed

1. There is no sound travel in.....
2. We hear sound with our.....
3.produce sound.
4. Vibrations mean.....quickly.
5. Can we see sound?.....
6. Sound needs.....to travel.
7. Sound is a kind of.....
8.are in ears.
9. We can only.....sound if there is air
between speaker and listener.
10. Sound travels at high.....

SUBJECT-ENGLISH
WORKSHEET-1

Look at the picture and circle the correct word.



guitar
clarinet



piano
flute



piano
clarinet



trumpet
ukulele



ukulele
flute



xylophone
violin



saxophone
guitar



saxophone
piano



violin
xylophone



ukulele
drum

WORKHEET-2

Observe the given picture and write in your own words which sounds are used and write a story based on it.



**SUB-MATHEMATICS
WORKSHEET-1
PROJECT WORK**

Making musical instrument-

For this you will take a cylindrical shape. (you can use an empty foil paper roll)

Close the bottom portion from any cello tape.

Now add some rice pebbles or stones into it.

Close its upper part also with tape.

Now you will decorate this roll with the different Pattern & colors.

Now you will shake the shaker and listen to its sounds.



Write the answers to the given questions-

1) Which shape you have used for this project?

Ans- _____

2) How many stones you added into it ? write the answer in numbers and in words .

Ans- _____

3) How many pattern you have used to decorate your shaker ?

Ans- _____

4) Measure the length of your shaker and write it.










Ans- _____

WORKSHEET-2

Position and Direction - Seaside Fun



Jimmy the Jellyfish wants to explore the beach. Help him find his way around by telling him where things are and giving him directions.

above									up
below									down
next to									forwards
left									
right									backwards
									

1) Use the words above to help you say or write directions.

Tell Jimmy how to get to:

a) The bucket and spade. Move 4 squares right, then 2 squares up.

b) The crab. _____

c) The starfish. _____

d) The fish. _____

e) The sandcastle. _____

2) Describe to Jimmy the position of each of these.

a) The ice-cream. It is below the crab.

b) The shell. _____

c) The umbrella. _____

d) The crab. _____

SUB-HINDI
WORKSHEET-1

1)अपने पसंदीदा वाद्य यंत्र का चित्र बनाकर उसके विषय में कुछ वाक्य लिखिए-

(use A4 size sheet)

WORKSHEET-2

दिए गए जानवरों की बोलियाँ के नाम याद करके लिखिए-

(On A4 size sheet)

जानवर	बोलियाँ
भैंस	रँभाना
घोड़ा	हिनहिनाना
हाथी	चिंघाड़ना
बकरी	मिमियाना
शेर	दहाड़ना
गधा	रेंकना
गाय	रँभाना
कुत्ता	भौंकना